
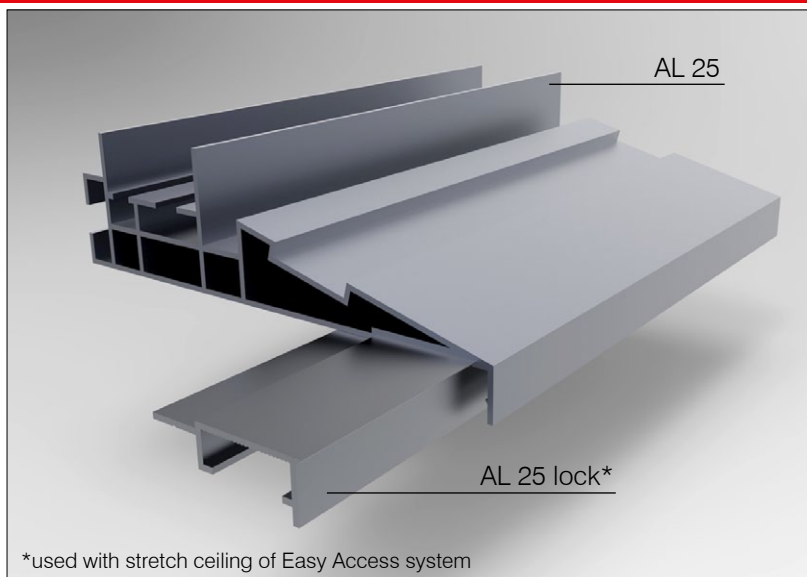


# CREATE MOOD LIGHTING WITH NEW VECTA CORNICE SYSTEM

## NEW ALUMINUM PROFILE AL 25

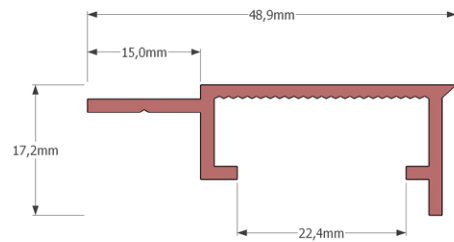
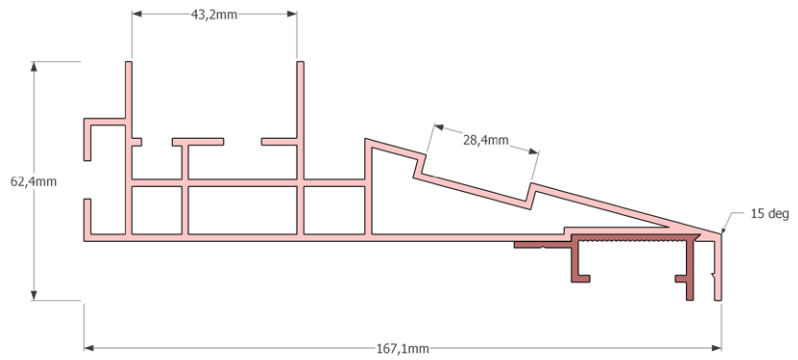



New VECTA uplighting cornice profile enables to create soft mood lighting effect that provides additional warmth into a room without being overly dramatic. It is designed to be used with different LED stripes and has white finishing.

Thanks to VECTA CORNICE system for indirect lighting it is possible to light up the ceiling and to create an extra spacious effect at the same time.

There are many possibilities of VECTA CORNICE to suit differing room sizes and ceiling heights, from traditional cornice to match an older period property, to more modern and contemporary designs that will suit buildings undergoing a modern restoration. The advantage is that VECTA CORNICE profile can range from just a few centimetres in height and projection, to those which are 30cm in height and which look terrific in a hotel lobby or restaurant.

# NEW ALUMINUM PROFILE AL 25



## USING AL25 WITH GYPSUM BOARD



Gypsum or wooden board

aluminium profile 43x25 mm

LED-strip

AL 25

gypsum board

LED stripes can be placed directly on the profile in 15 degrees angle from the horizontal line. Outside the cornice you will see the 17mm wide white profile frame. The profile is 167,1mm wide and is available in 2,5m and 5m lengths. AL25 profile minimum recommended fastening is after every 40cm with gypsum frames by using screws. It is also possible to add gypsum on top of the profile, to prevent the light accessing backside of the ceiling and to finish the cornice side.

AL25 profile can be used with Easy Access system or with Mini harpoon.

When used with gypsum board, then the gypsum board should be 12mm or 12,5mm thick, then you can hide screws with gypsum putty and add paint coating on the gypsum surface.

# NEW ALUMINUM PROFILE AL 25

